

Study on the Impact of Activators in the Presence of an Inhibitor on the Dynamics of Carbon Dioxide Absorption by Chlorophyll-Synthesizing Microalgae

Vasil V. Dyachok^{1*}, Solomiia T. Mandryk¹, Sergii I. Huhlych¹, Maria M. Slyvka¹

¹ Lviv Polytechnic National University, 12 Bandera street, Lviv, Ukraine, 7901

* Corresponding author's e-mail: dyachokvasil@gmail.com

ABSTRACT

The work demonstrates the suppression of the inhibiting effect of the carbon dioxide absorption process by chlorophyll-synthesizing *Chlorella* microalgae due to sulfur oxide SO_2 , activators of phosphorus oxide P_2O_5 and nitrogen oxides N_xO_y . The research presents the experimental dependences of the dynamics of CO_2 absorption by microalgae under the critical concentration of inhibitor SO_2 in the presence of the P_2O_5 and N_xO_y activators. The authors devised the mathematic models of growth of the *Chlorella* microalgae population depending on the concentration of the phosphorus oxide and nitrogen oxides activators under a permanent concentration of the sulfur oxide inhibitor. The research determined an optimal total concentration of P_2O_5 activator in the presence of the SO_2 inhibitor, as well as an optimal total concentration of the NO_2 activator in the presence of the SO_2 inhibitor.

Keywords: carbon, phosphorus, nitrogen, sulfur oxides, microalgae, inhibitors, activators

INTRODUCTION

The problem of global climate change is caused by a continuous increase in the volume of greenhouse gases in the atmosphere. Global warming causes a set of problems, including the sea level increase (increasing the risk of floods on one hand, and draughts on the other hand), increased number and intensity of hurricanes, as well as extinction of some species of plants and animals. The climatic changes also make the process of growing of some food products more complicated, particularly in the countries of Africa, and the reserves of fresh water are becoming reduced [1]. The ecological community alarms because the issue is a top problem of the present day and needs an urgent solution at the state level.

The International Climate Treaty, i.e. Paris Agreement, was adopted on December 12, 2015. The Paris Agreement was signed by 175 countries, including Ukraine, at the official ceremony on April 22, 2016. The Supreme Council of Ukraine ratified the Paris Agreement on July 14, 2016 [2].

The goal of the Paris Agreement is to intensify the global fight against the threat of climate changes for the inhibition of the temperature rise on the planet to the level significantly lower than by 2 Celsius degrees, as compared to the pre-industrial levels. The Paris Climate Agreement suggests that the commitments to reduce the harmful emissions in the atmosphere are taken by all states, regardless of the level of their economic development [3].

Ukraine should take all opportunities and mechanisms, expected for the implementation of the Paris Climate Agreement. Thus, the state will considerably reduce the emissions of greenhouse gases, cut down the consumption of traditional energy resources, increase the share of renewable sources, modernize the economy, and improve the living standards of citizens.

Recently, the 50th World Economic Forum was held in Davos. The principal topics of the Forum suggested establishment of capitalism for all interested parties and ecological situation in the world. Considering horrible natural disasters

complex *RES* during its breaking by two possible directions, should differ from the constant of instability of the corresponding double ones by the same number of times that is considered by the coefficient a . If breaking of the ferment-substrate complex with formation of a product happens with the constant of speed k_2 , the triple complex can be transformed with production of the same product with another constant of speed βk_2 . The value β determines the influence of the added substance: under $\beta > 1$, it accelerates the reaction and is called an activator (A); under $\beta < 1$, the reaction is slowed and the supplement is called an inhibitor (I), whereas in the case when $\beta = 0$, it is called total inhibiting. The cases of simultaneous effects of inhibitors and activators in one system are ambiguously described in literature. However, such cases are common in practice.

RESULTS AND DISCUSSION

In order to study the influence of activation and inhibiting on the process of carbon dioxide absorption, the authors used the *Chlorella vulgaris* microalgae. They were cultivated over 11 days in six photobioreactors of 1 dm³ volume. The cells of microalgae obtain the nutrient materials, i.e. carbon dioxide and elements of mineral nutrition, directly from the liquid environment, absorbing them by their surface. While conducting the research, the temperature was supported about $t = 30^\circ\text{C}$ to reach the maximum favorable conditions of cultivation. The P_2O_5 , N_xO_y and SO_2 oxides are absorbed by microalgae in the form of H_2PO_4^- ; HSO_3^- anions and thus, their influence on the growth of the chlorophyll-synthesizing microalgae was studied under different values of concentration of activators and permanent concentration of an inhibitor. The value of critical concentration of the inhibitor was determined experimentally and presented in the paper [6].

In order to study the impact of the activator of phosphorus oxide (P_2O_5) in the presence of the sulfur oxide (SO_2) inhibitor, the researchers added only the HSO_3^- anion at the concentration of 1000 mg/m³ in the first photobioreactor in order to confirm that sulfur oxide was the growth inhibitor of the chlorophyll-synthesizing *Chlorella* microalgae. In the second photobioreactor and all others, the HSO_3^- anion was added at the concentration of 1000 mg/m³, whereas the H_2PO_4^- anion at the concentration of 0.0035 mg/m³; in the

third – 0.005 mg/m³; in the fourth – 0.01 mg/m³; and in the fifth – 0.02 mg/m³. The same amount of the HSO_3^- anion and different amounts of the H_2PO_4^- anion were added to all samples, and the control solution, which did not contain any added anion in the process of the research.

In order to examine the influence of the nitrogen oxide (N_xO_y) activator in the presence of the sulfur oxide (SO_2) inhibitor, the researchers added only the HSO_3^- anion at the concentration of 1000 mg/m³ in the first photobioreactor. In the second photobioreactor and all others, the HSO_3^- anion was added at the concentration of 1000 mg/m³ and the NO_3^- anion at the concentration of 8.6 mg/m³; in the third – 17.2 mg/m³; in the fourth – 25.8 mg/m³; and in the fifth – 34.4 mg/m³. Thus, the same amount of the HSO_3^- anion and different amounts of the NO_3^- anion were added to all samples.

Under such conditions, the biomass growth of the chlorophyll-synthesizing microalgae was determined by means of the photocolometric method with application of blue light filter according to the Beer–Lambert–Bouguer law. As the optical density is proportional to concentration, the obtained experimental data of the microalgae biomass accumulation, depending on the time, correspond to the values of optical densities within the total studied concentration of H_2PO_4^- and HSO_3^- ; NO_3^- and HSO_3^- .

While processing the experimental data, the authors obtained the graphical dependences, illustrating the change of microalgae concentration in time under a permanent concentration of the inhibitor and different values of activators concentration in the solution under its single input (Fig. 1, 2).

The obtained data confirm that the HSO_3^- anion is the inhibitor of the microalgae growth process that is demonstrated by the diagram. The first sample, as compared to the control and other samples, demonstrates a definite fall. While analyzing the data (Fig. 1), it is worth noting that an increase in the concentration of microalgae cells significantly depends on the concentration of the anion (H_2PO_4^-), which acts an activator of the process of carbon dioxide absorption. The samples 2–4 demonstrate that the anion (H_2PO_4^-) activates the effect of the inhibitor HSO_3^- and accompanies the process of microalgae growth. In the variant of the fifth sample, one can see that the added concentration of the H_2PO_4^- anion has a destructing effect on the growth and thus, microalgae die.

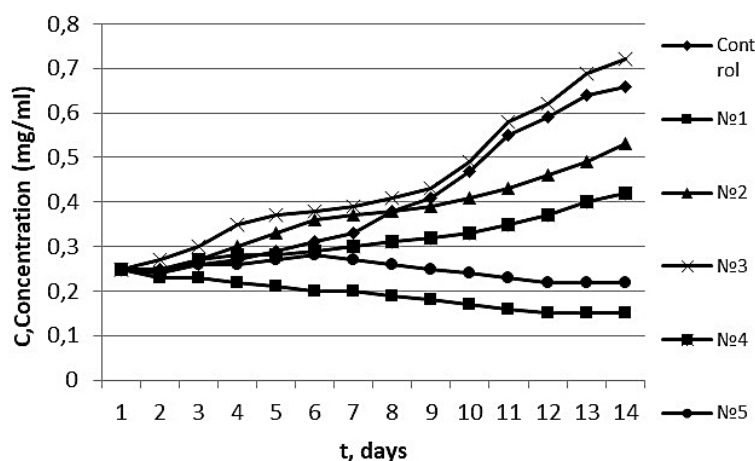


Fig. 1. Dependence of the change of concentration of microalgae cells in time under the corresponding concentrations of the HSO_3^- anion and the $H_2PO_4^-$ anion

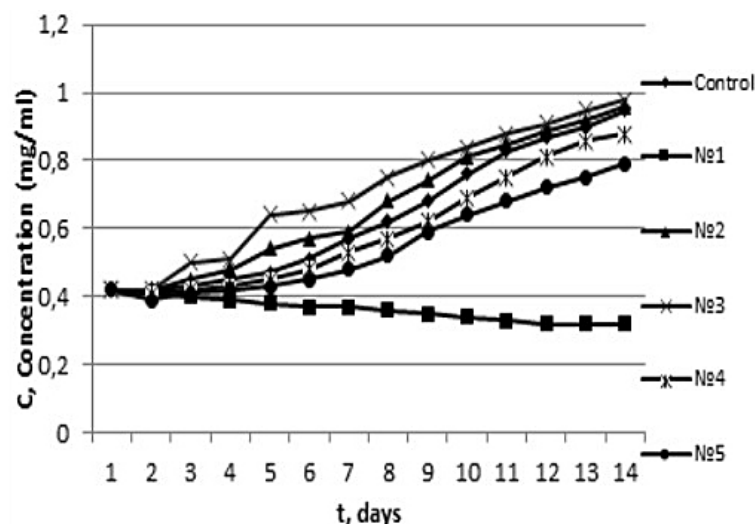


Fig. 2. Dependence of the change of concentration of microalgae cells in time under the corresponding values of the content of HSO_3^- and NO_3^-

The further analysis of the data (Fig. 2) secures the similar conclusion that an increase of the microalgae cells concentration significantly depends on the concentration of nitrogen oxide (NO_3^-), and that fact suggests that the anion (NO_3^-) acts as an activator of the process of carbon dioxide absorption. The samples 2–5 demonstrate that the anion (NO_3^-) activates the effect of the inhibitor (HSO_3^-) and it is accompanied by the growth of microalgae.

The crucial parameter, which characterizes the growth of microalgae δ_μ , is the specific speed of growth:

$$\delta_k = \delta C / C \cdot \delta t \quad (2)$$

where: C – is concentration of microalgae,
 δ_μ – the specific speed of growth or the coefficient of specific growth (c^{-1}).

The growth factor can be calculated by the equation:

$$\delta C / \delta t = \mu \cdot C \quad (3)$$

According to the equation, the growth factor μ features a relative growth of the microalgae density per time unit. If $\delta\mu$ stays unchanged during a definite period, such growth is called exponential, and the corresponding period of time is called an exponential phase of growth.

Having integrated the equation (3), the constant of the integrating is found in case of availability of the primary density of the cells of microalgae C_0 at the starting moment of time $t=0$.

$$C = C_0 \cdot \exp(\mu t) \quad (4)$$

In turn, the logarithmic dependence of the concentration of microalgae cells on time in the

period of exponential growth is a linear dependence, which provides the opportunity to determine the growth factor μ as a tangent of the slope angle of the experimental right line. Thus, inserting the experimental data in the equation (4), the authors have obtained the dependences $\ln(C/C_0) = f(t)$, which are depicted at the Figure 3; 4 in the variant when phosphorus oxide acts as an activator.

Using the obtained results, the authors determined the growth factor μ as a tangent of the slope angle of experimental right lines at the figures (Fig. 3; Fig. 4). In the control container, an increase in the growth of the microalgae biomass can be observed. Thus, the value of the coefficient of growth is positive, i.e. $\mu = 0.1606 \text{ c}^{-1}$ (Fig. 3). The values of the growth factor μ under

the corresponding concentrations of the $H_2PO_4^-$ anions and permanent concentration of HSO_3^- , are presented in Table 1. The samples 2–4 demonstrate an increase in the growth of the microalgae biomass and thus, the value of the growth factor is positive. In the case of the first sample, when only the inhibitor HSO_3^- is added, and in the variant of the fifth sample, when a fatal concentration of the $H_2PO_4^-$ anions is added, a reduction in the growth of microalgae biomass can be observed and thus, the value of the growth factor μ is negative. In the case of nitrogen oxides, the authors obtained the dependences, depicted in Figures 5 and 6.

According to the obtained graphical dependences (Fig. 5; Fig. 6), the authors determined the growth factor μ as a tangent of the slope angle of experimental rights lines. In the control container,

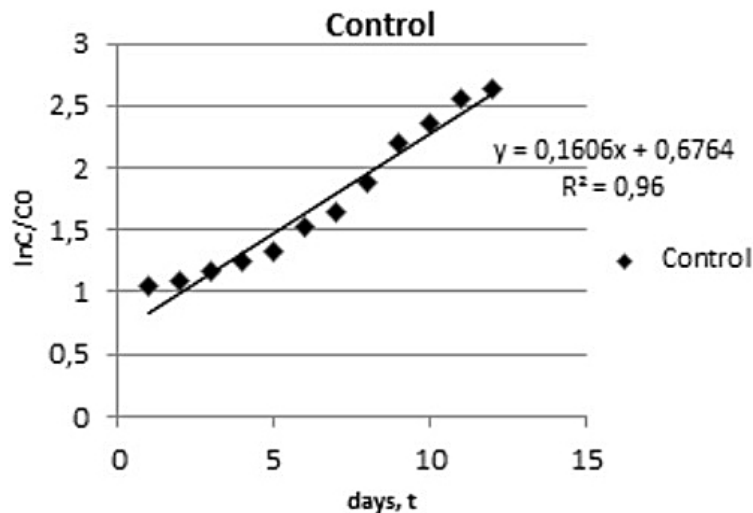


Fig. 3. Dependence of a change of the logarithm of cells concentration in microalgae suspension on time (control)

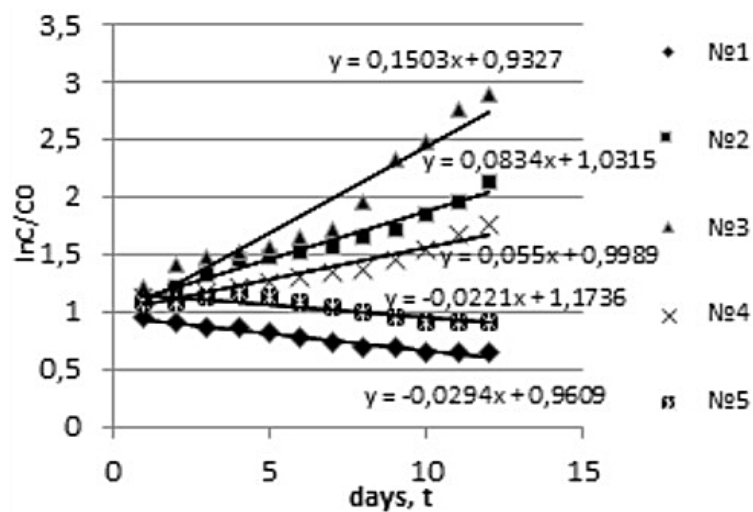


Fig. 4. Dependence of a change of the logarithm of cells concentration in microalgae suspension on time (under the corresponding concentrations of the $H_2PO_4^-$ activator and the per HSO_3^- permanent inhibitor)

Table 1. Values of the growth factor μ under the corresponding concentrations of the $H_2PO_4^-$ and HSO_3^- anions

Sample	Growth factor μ c^{-1}	Concentration HSO_3^- mg/m^3	Concentration $H_2PO_4^-$ mg/m^3
Control	0.1606	-	-
Sample No. 1	-0.0294	1000	-
Sample No. 2	0.0834	1000	0.0035
Sample No. 3	0.1503	1000	0.005
Sample No. 4	0.055	1000	0.01
Sample No. 5	-0.0221	1000	0.02

the (natural) process of increased growth of microalgae biomass is common and thus, the value of the growth factor is positive, i.e. $\mu = 0.1234$ c^{-1} (Fig. 5). The values of the growth factor μ , under the permanent concentration of the HSO_3^- inhibitor and different concentration of the NO_3^- activator,

are presented in Table 2. In the samples 2–5, the dynamics of growth of microalgae biomass is positive, and the value of the coefficient μ is positive. In the case of the first sample, under the conditions of the inhibitor presence, when only the HSO_3^- anion is added, a negative dynamics of

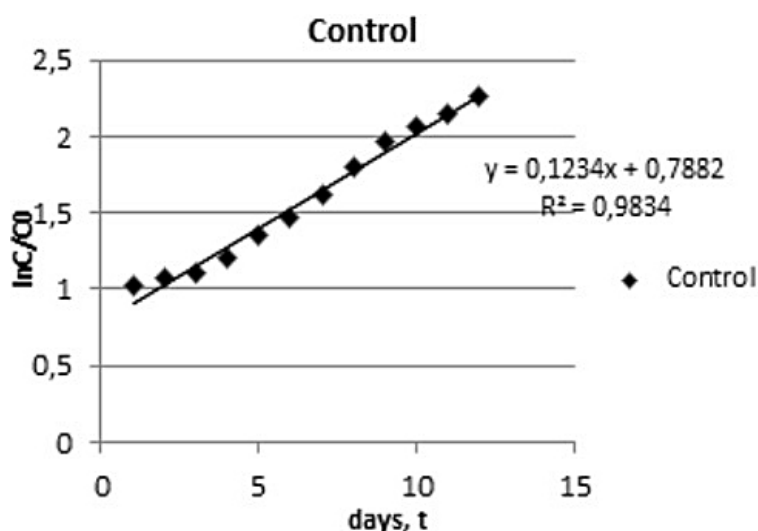


Fig. 5. Dependence of a change of the logarithm of cells concentration in microalgae suspension on time (control)

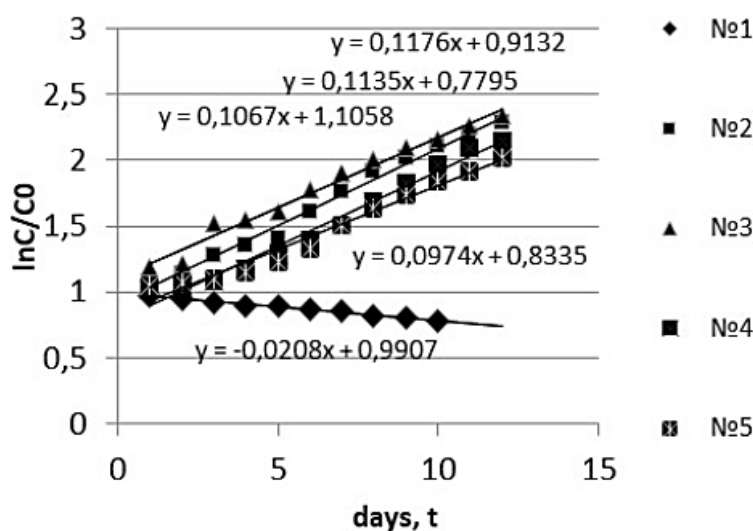


Fig. 6. Dependence of a change of the logarithm of cells concentration in microalgae suspension on time (under the corresponding values of concentrations of the NO_3^- activator and the HSO_3^- permanent inhibitor)

microalgae biomass growth is observed, and the corresponding value of the factor μ is negative.

The mathematical model, which describes the dynamics of growth of microalgae and thus, the dynamics of the carbon dioxide CO_2 absorption looks like:

$$\begin{cases} \frac{dC}{dx} = \mu_1 C - \mu_2 C \\ \frac{dC}{dx} = \mu_1 C; \\ x = 0, C = C_o; \end{cases} \quad (5)$$

where: x – is concentration of activators ($H_2PO_4^-$); NO_3^-) in the presence of the inhibitor (HSO_3^-);

C – is concentration of microalgae in the suspension.

The solution of the presented model has some analytical expressions. One of them helps in calculating the optimal concentration of the activator in the presence of the inhibitor under its permanent concentration and known values of the growth factors μ ;

$$x_{max} = \frac{\ln \mu_2 - \ln \mu_1}{(\mu_1 + \mu_2)} \quad (6)$$

Using the data of mathematical processing of the experimental research results on the microalgae growth, the authors found the coefficients μ_1 and μ_2 . After inserting the obtained values into the solution of the mathematical model of the equation (1.14), it is possible to calculate an optimal value of the concentration of the phosphorus oxide $H_2PO_4^-$ activator in the presence of the sulfur oxide HSO_3^- inhibitor, under which the process of carbon dioxide absorption is the most efficient.

$$\begin{aligned} x_{max} &= \frac{\ln \mu_2 - \ln \mu_1}{(\mu_1 + \mu_2)} = \\ &= \frac{\ln(-0,0221) - \ln 0,0962}{(0,0962 - 0,0221)} = \\ &= 0,0067 \frac{mg}{m^3}; \end{aligned} \quad (7)$$

The solution of the mathematic model confirms that the maximum growth of the microalgae concentration is achieved under the concentration of the $H_2PO_4^-$ anion ≈ 0.0067 mg/m³ in the presence of the HSO_3^- anion.

Similarly, it is possible to calculate the optimal concentration of the NO_3^- anion in the presence of HSO_3^- , under which the process of carbon dioxide absorption is the most efficient.

$$\begin{aligned} x_{max} &= \frac{\ln \mu_2 - \ln \mu_1}{(\mu_1 + \mu_2)} = \\ &= \frac{\ln(-0,0208) - \ln 0,1088}{(0,1088 - 0,0208)} = \\ &= 18,795 \frac{mg}{m^3}; \end{aligned} \quad (8)$$

The solution of the equation (8) of the mathematical model argues that the dynamics of carbon dioxide absorption achieves its maximum under concentration of the NO_3^- activator ≈ 18.795 mg/m³ and the permanent value of concentration of $HSO_3^- = 1000$ mg/m³.

It means that the mathematical model provides a rather precise description of the studied process, and its solution secures forecasting of the main parameters of the technology of the greenhouse gases absorption in the presence of the inhibitor, i.e. sulfur oxide SO_2 and activators, i.e. phosphorus oxide P_2O_5 and nitrogen oxides N_xO_y .

Table 2. Values of the growth factor μ under the corresponding concentrations of the NO_3^- and HSO_3^- anions

Sample	Growth factor μ c ⁻¹	Concentration HSO_3^- HSO_3^- mg/m ³	Concentration NO_3^- NO_3^- mg/m ³
Control	0.1234	-	-
Sample No. 1	-0.0208	1000	-
Sample No. 2	0.1176	1000	8.6
Sample No. 3	0.1067	1000	17.2
Sample No. 4	0.1135	1000	25.8
Sample No. 5	0.0974	1000	34.4

CONCLUSIONS

1. The work demonstrated the phenomenon of inactivation of the sulfur oxide SO_2 inhibitor by the phosphorus oxide P_2O_5 and nitrogen oxides N_xO_y activators in the process of carbon dioxide absorption by the chlorophyll-synthesizing *Chlorella* microalgae.
2. The article presented the results of the experimental research on the efficiency of the carbon dioxide absorption by microalgae, depending on the concentration of activators under permanent concentration of the inhibitor.
3. The experiment showed an optimal correlation of the concentrations of sulfur oxide and phosphorus oxide, as well as sulfur oxide and nitrogen oxides, which secure the maximum intensive absorption of carbon dioxide by the chlorophyll-synthesizing microalgae.
4. The research determined the calculated value of an optimal correlation of the H_2PO_4^- and HSO_3^- ; NO_3^- and HSO_3^- concentrations on the dynamics of the CO_2 absorption by the chlorophyll-synthesizing microalgae.

REFERENCES

1. Climate change. National Ecological Center of Ukraine. (Available at: necu.org.ua/climate/)
2. Paris Agreement 2015. [Available at: <https://uk.wikipedia.org/wiki/>]
3. Paris Climate Agreement: what happens and what are the results? (Available at: https://24tv.ua/parizka_klimatichna_ugoda_shho_vidbuvayetsya_i_yaki_rezultati_n931921)

4. Economic forum in Davos 2020: about risks and lessons for Ukraine. (Available at: https://glavcom.ua/columns/b_danilishyn/ekonomichniy-forum-v-davosi-2020-roku-pro-riziki-ta-uroki-dlya-ukrajini-656005.html)
5. Zolotariova O.K., Shniukova Ye.I., Syvash O.O., Mykhailenko N.F. 2008. Prospects of microalgae use in biotechnology. Edit. by O.K. Zolotariova. K.: Alterpres, pp. 234.
6. Diachok V.V., Huhlych S.I., Katysheva V.V., Mandryk S.T. 2017. Absorption of carbon dioxide of the mixture of air and Sulphur dioxide. Scientific works, 81(1), 59–65.
7. Diachok V.V., S.T. Mandryk, V.V. Katysheva, S.I. 2018. Huhlych Investigation of the impact of nitrogen oxides on the speed of carbon dioxide absorption by chlorophyll-synthesizing microalgae in water environment. Journal of Lviv Polytechnic National University. Series: Chemistry, technology of substances and their application, 886, 171–176.
8. Diachok V., Mandryk S., Huhlych S. 2019. Activator of carbon dioxide absorption by chlorophyll-synthesizing microalgae. Environmental Problems, 4(2), 63–67.
9. Poltorak O.M., Chukhrai O.S. 1972. Physical-chemical fundamentals of fermentative catalysis. Edit. by M.M. Poplavska. M.: Vysshaya shkola, pp. 311.
10. Manakov M.N., Pobedimskii D.H. 1990. Theoretical fundamentals of the technology of microbiological production. M.: Ahropromizdat, pp. 272.
11. Diachok V., Mandryk S., Katysheva V., Huhlych S. 2019. Effect of Fuel Combustion Products on Carbon Dioxide Uptake Dynamics of Chlorophyll Synthesizing Microalgae. Journal of Ecological Engineering, 20(6), 18–26.