

Growth Parameters of Herbaceous Plants on Phosphogypsum Dumps with Using Soil Coverings Based on Sewage Sludge

Yuriy Prysedsnyi^{1*}, Oleksandra Mashtaler¹

¹ Department of Botany and Ecology, Vasyl Stus Donetsk National University, 600-richchya, 21, 21021, Vinnitsa, Ukraine

* Corresponding author's e-mail: yu.prysedsnyi@donnu.edu.ua

ABSTRACT

The phosphogypsum dumps are one of the most toxic solid wastes of phosphoric acid, phosphate and phosphorus fertilizers manufacturing enterprises. In the article the possibility of remodeling of phosphogypsum dumps with using the *Poaceae* family herbaceous plants seeding was considered. On the basis of determination of growth parameters as well as sulfur and fluorine ions accumulation in the plants, the expediency of the dumps surface covering with a ground-covering mixture consisting of sand and sediment of wastewater in the amount of 10% or 20% by weight is established. In the dumps *Bromus inermis* Leyss., *Dactylis glomerata* L., *Elytrigia pseudocaesia* (Pacz.) Procd., *Festuca arundinacea* L. and *Festuca altissima* L. are the most suitable plants for cultivation.

Keywords: phosphogypsum, sewage sludge, cover substrate, herbaceous plants

INTRODUCTION

In the industrial regions the solid waste dumps, in particular, the extraction of minerals such as waste piles, overburden, etc., for technological processes as slag dumps, sludge drives, etc. is one of the most dangerous problems (Dri-jenko, 1985; Kharlamova, 2011; Sukhina, 2005; Kharytonov, Resio Espejo, 2013). These processes are accompanied by the toxic substances accumulation. The analysis of the content of water-soluble compounds of mine rocks and artificial soils suggests that the mine rocks contain from 0.8 to 0.85 % salts (Vangronsveld et al., 1996; Maltseva, Yudavicheva, 1985). The conditions created on the land disturbed by industrial production are characterized as unfavorable for plants. Therefore, in these areas the soil porosity and the salts accumulation increase (Zverkovskyi, Zubkova, 2015; 2016; Kharytonov, Resio Espejo, 2013), the nutrients removal considerably increases and the organic matter content decreases in the soil (Sheoran et al., 2010).

Violation of land has a negative impact on the environment. In particular, there is a decrease in

biological diversity, reducing the number of plant species, mycorrhizal fungi and soil microorganisms living on the contaminated area (Vangronsveld et al., 1996; Sheoran et al., 2010; Uzbek, 2015; Arshi, 2017; Prysedsnyi., Lykholat, 2017; Andrusevich, et al., 2018; Nazarenko et al., 2018).

The main solid waste to produce phosphoric acid is phosphorous gypsum. The amount of formed phosphogypsum depends on used raw material type, production technology, used equipment, and is in the range from 3.9 to 6.8 tons of phosphorous gypsum per 1 ton of phosphoric acid (Maltseva, Yudavicheva, 1985). The phosphogypsum obtained in extractive phosphoric acid production is mainly stored in dumps, that is associated with the alienation of large land areas (in a number of cases, cultivated), groundwater pollution due to the washing of soluble phosphoric and fluoride compounds, as well as great capital and operating costs. One of the most promising ways of phosphogypsum utilization is its processing from lime and sulfuric acid, the production of viscous materials and building plaster, as well as the use as a chemical reclamation of saline soils (Kobozev et al., 1985; Epifanov et al.,

1985; Cherviakov, Suprun, 2013; Malanchuk et al., 2016). At the same time, the degree of phosphogypsum use is currently only 11% of its total amount formed at the production process. In this context, one way to prevent the harmful effects of phosphorous gypsum dumps on the environment is their reclamation.

The solution of the problem related to the negative influence of dumps is possible due to the reclamation or remediation of disturbed lands (Sukhina, 2005; Arshi, 2017; Halahan, 2014, 2016). For such works, natural or artificial ground cover substrates are widely used (Panas R., Malanchuk, 2010; Zverkovskiy, Zubkova, 2015, 2016, Prysedskiy, 2017). This reduces the toxic effect of acidity, the metal ions excess and other components on plant organisms as well as increases their survival (Vrana et al. 1989; Banasoya, 1989; Kovda et al., 1964; Mihunova, Mozheiko, 1966; Zverkovskiy, Zubkova, 2015; Kondratyuk et al. 1980; Travleev, 1989). Many authors propose the lime treatment of acidified dumps (Motorina, Ovchinnikov, 1975; Bezenkova, Kolesnikova, 1989), the use of mineral and organic fertilizers (Vigna, 1989), nutritional polymer lamina (Prezoro, 1990), etc. Kot (1990) and Boykiv (1990) suggest using the upper active peat layer.

Taking into account the above, the authors have studied the possibility of using a ground cover on the basis of clay or sand and sewage sludge to grow grassy plants on phosphogypsum dumps.

MATERIALS AND METHODS

To find out the possibility of using sewage sludge for growing herbaceous plants at the phosphogypsum dump, phosphogypsum from the dump of the Rivne production association “Azot” was used. Phosphogypsum was placed in 20 cm layer in special polystyrene vessels. Coating soil based on clay or sand containing sewage sludge was applied to the phosphogypsum (Table 1).

At these ratios, the amount of sewage sludge in the cover soil was 50, 100 and 200 g per kg of soil mixture, respectively. The covering soil mixture with a layer of 20 cm was applied to the phosphogypsum. Sewage sludge was received at the wastewater treatment plant of Rivne industrial association “Azot”

Six types of lawn grass seeds were planted on the prepared mixture: *Agropyrum pectiniforme* Schult., *Bromus inermis* Leyss., *Dactylis glomerata* L., *Elytrigia pseudocaesia* (Pacz.) Procud., *Festuca arundinacea* L. and *Festuca altissima* L. Plant cultivation was carried out for 6 months. The growth parameters of plants were determined according to standard methods. The method proposed by Pochinok (Pochinok, 1976) was used in the investigation of sulfur accumulation in plants. Fluoride ion accumulation was measured using an ion selective electrode EF-IV (Jacobson, Heller, 1971).

Statistical processing of the obtained results was carried out using the methods of dispersion analysis. Comparison of the meanings was carried out by Duncan’s multiple comparison methods for $\alpha = 0.05$ (Prysedskiy, 1999, 2005).

RESULTS

The conducted studies allow us to conclude on ambiguity of the plants reaction to growing on phosphogypsum dumps. Thus, the *A. pectiniforme* plants on sandy substrates perished after 2 months of cultivation, regardless of the sewage sediment content. On clay substrates containing 5% and 10% of sewage sludge, the plant death was observed after the third month of growth. The growth of plants of this species during the whole period of the experiment was observed only on the substrate, which consisted of clay and 20% of sewage sludge (Fig. 1). Thus, the *A. pectiniforme* plants exhibited low resistance to the growth conditions on phosphogypsum, making this species unsuitable for growing in the dumps.

Table 1. Variants of ground cover mixes

Quantity of sewage sludge in ground cover, %			
On clay basis		On sand basis	
Variant	Quantity of sewage sludge	Variant	Quantity of sewage sludge
1	5.0	4	5.0
2	10.0	5	10.0
3	20.9	6	20.9

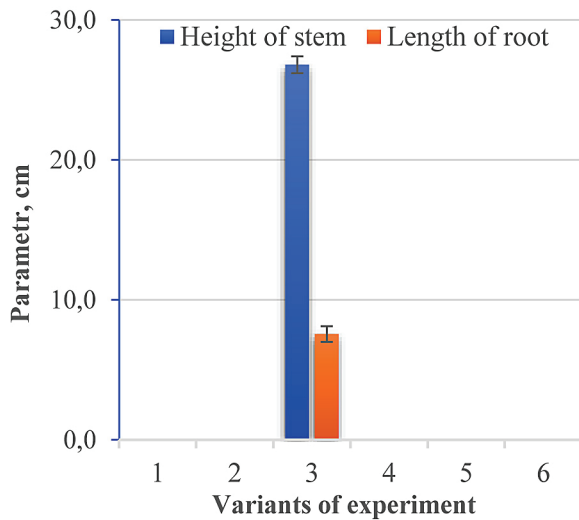


Figure 1. Growth parametrs of *A. pectini-forme* on phosphogypsum (variants of experiment in Table 1)

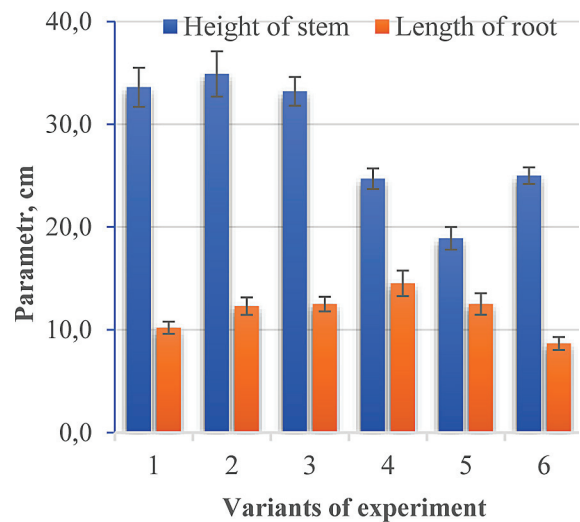


Figure 2. Growth parametrs of *B. inermis* on phosphogypsum (variants of experiment in Table 1)

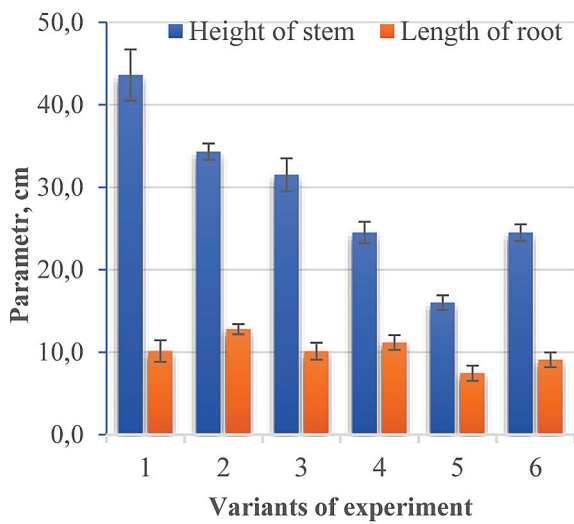


Figure 3. Growth parametrs of *D. glomerata* on phosphogypsum (variants of experiment in Table 1)

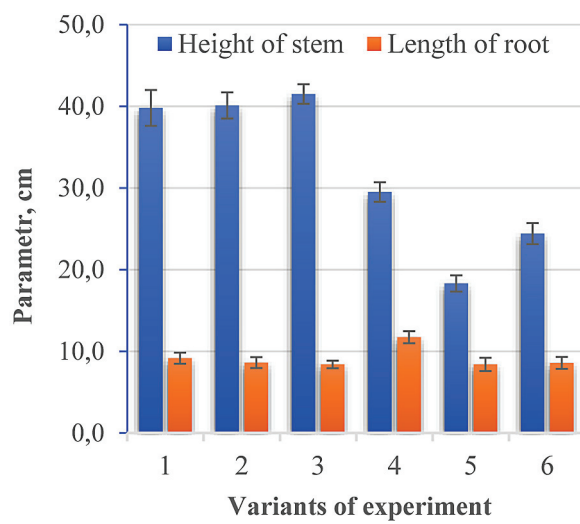


Figure 4. Growth parametrs of *E. pseudocaesia* on phosphogypsum (variants of experiment in Table 1)

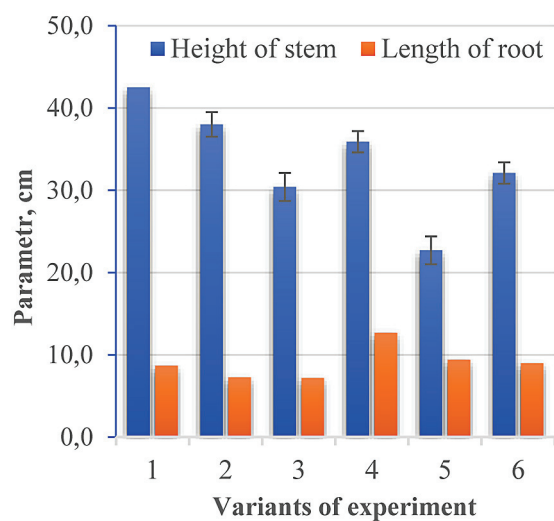


Figure 5. Growth parametrs of *F. arundinacea* on phosphogypsum (variants of experiment in Table 1)

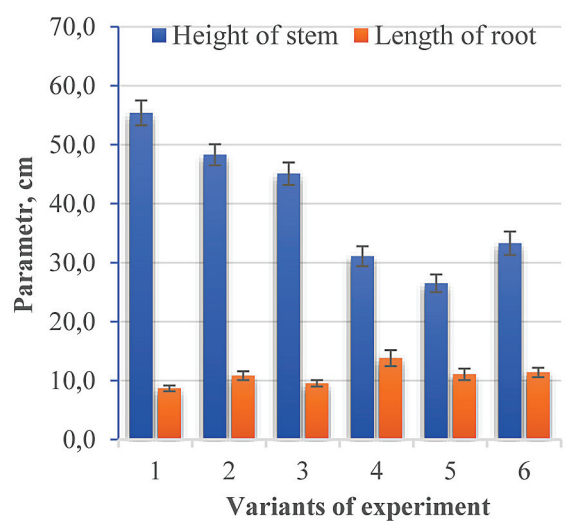


Figure 6. Growth parametrs of *F. altissima* on phosphogypsum (variants of experiment in Table 1)

Growth parameters of other plant species depended on the composition of the cover mixture (Fig. 2–12). In particular, there is a probable increase in 1.34–2.26 times of the above-ground parts length of plants grown on clay substrates compared with plants grown on sandy substrates in *D. glomerata*, *E. pseudocaesia* and *F. altissima*. For *B. inermis*, in the substrate the sewage sludge concentration increase likely reduced the growth of the above-ground parts. In other studied species such pattern was not found. In all variants, the difference was unlikely. In *F. arundinacea*, the ground cover composition did not significantly affect the growth parameters of the above-ground parts of plants.

In *D. glomerata*, *E. pseudocaesia*, *F. altissima*. *D. glomerata*, *E. pseudocaesia* and *F. altissima* the root growth did not depend on the substrate composition. In *B. inermis* on sandy substrates with 5 and 10% of the sewage sediment content, the length of roots significantly exceeded by 22.5–42.2% the corresponding index of plants grown on the ground coverings mixtures consisting of clay and sewage sludge.

The crude mass of the above-ground parts of the *B. inermis* plants, grown on sandy soil coverings mixtures, was 2.07–4.11 times lower than the corresponding index of plants grown on the clay substrate. At the same time, the dry mass of this

Table 2. Content of sulphur-ion and fluoride-ion on the plants that grow on phosphogypsum

Variant of experiment	Content of SO ₄ ²⁻ , %	Content of F ⁻ , mg/g
<i>Agropyrum pectini-forme</i> Schult.		
3	0.341 ± 0.001	0.26 ± 0.01
<i>Bromus inermis</i> Leyss		
1	0.312 ± 0.05	0.17 ± 0.02
2	0.301 ± 0.003	0.19 ± 0.02
3	0.225 ± 0.017	0.17 ± 0.03
4	0.319 ± 0.004	0.11 ± 0.01
5	0.291 ± 0.003	0.09 ± 0.04
6	0.294 ± 0.001	0.08 ± 0.05
<i>Dactylis glomerata</i> L.		
1	0.229 ± 0.017	0.16 ± 0.01
2	0.287 ± 0.008	0.18 ± 0.03
3	0.232 ± 0.002	0.13 ± 0.01
4	0.294 ± 0.003	0.11 ± 0.02
5	0.229 ± 0.002	0.12 ± 0.02
6	0.237 ± 0.005	0.10 ± 0.02
<i>Elytrigia pseudocaesia</i> (Pacz.) Procu		
1	0.359 ± 0.036	0.22 ± 0.05
2	0.336 ± 0.005	0.25 ± 0.03
3	0.237 ± 0.004	0.24 ± 0.03
4	0.321 ± 0.002	0.16 ± 0.02
5	0.294 ± 0.022	0.16 ± 0.02
6	0.212 ± 0.002	0.11 ± 0.04
<i>Festuca arundinacea</i> L.		
1	0.334 ± 0.024	0.17 ± 0.03
2	0.254 ± 0.003	0.18 ± 0.05
3	0.227 ± 0.003	0.21 ± 0.01
4	0.290 ± 0.007	0.12 ± 0.03
5	0.275 ± 0.002	0.11 ± 0.03
6	0.256 ± 0.002	0.10 ± 0.05
<i>Festuca altissima</i> L.		
1	0.363 ± 0.004	0.23 ± 0.05
2	0.296 ± 0.004	0.22 ± 0.04
3	0.243 ± 0.008	0.18 ± 0.06
4	0.320 ± 0.002	0.15 ± 0.02
5	0.261 ± 0.004	0.15 ± 0.03
6	0.344 ± 0.011	0.12 ± 0.01

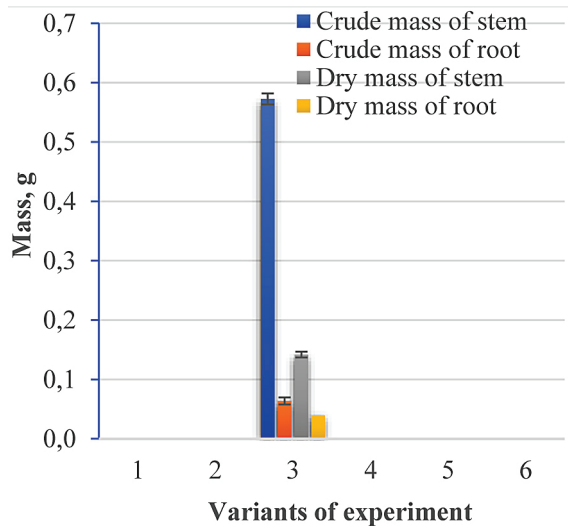


Figure 7. Mass of *A. pectini-forme* plants on phosphogypsum (variants of experiment in Table 1)

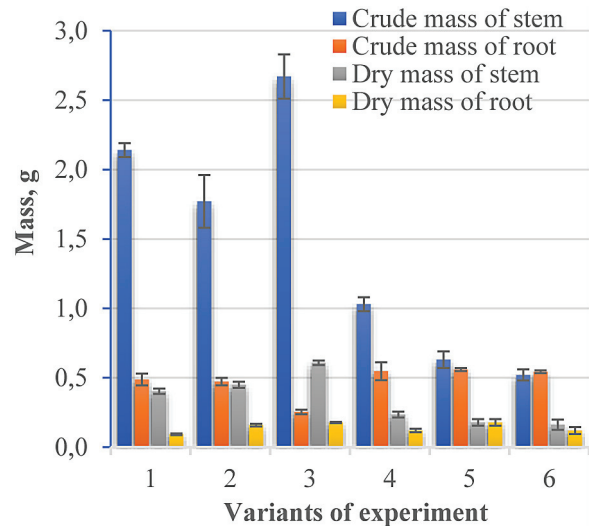


Figure 8. Mass of *B. inermis* plants on phosphogypsum (variants of experiment in Table 1)

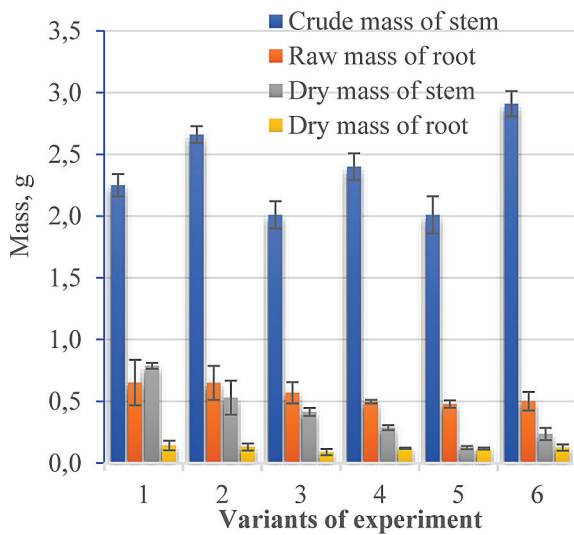


Figure 9. Mass of *D. glomerata* plants on phosphogypsum (variants of experiment in Table 1)

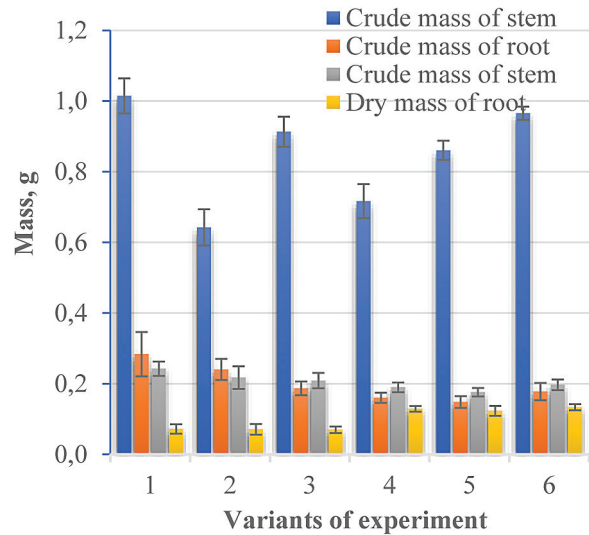


Figure 10. Mass of *E. pseudocaesia* plants on phosphogypsum (variants of experiment in Table 1)

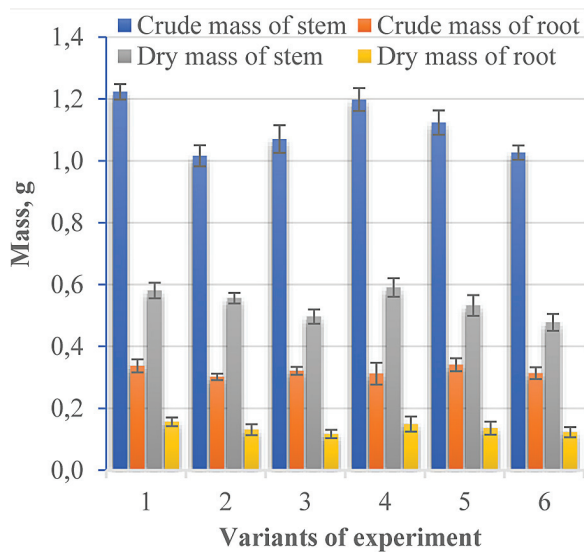


Figure 11. Mass of *F. arundinacea* plants on phosphogypsum (variants of experiment in Table 1)

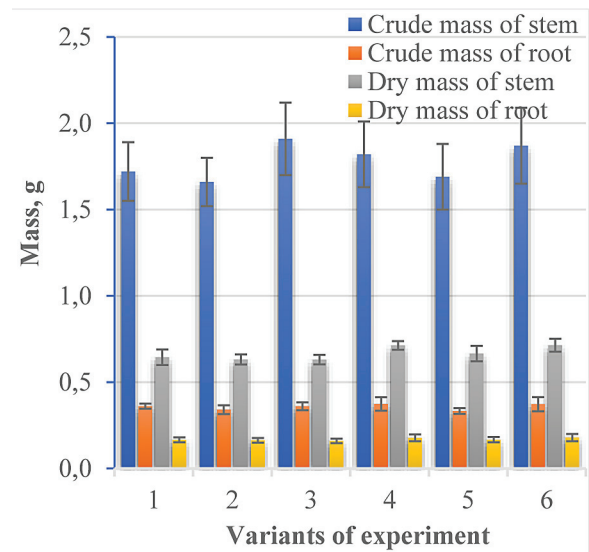


Figure 12. Mass of *F. altissima* plants on phosphogypsum (variants of experiment in Table 1)

species plants did not undergo a probable change in cultivation on different soil coverings. This may be due to violations of the water regime of the plants on sandy substrates. There were no probable changes in the crude and dry masses of the above-ground parts of other investigated species depended on the soil-coating mixtures composition.

The crude and dry mass of root systems did not depend on the soil-covering mixtures composition in all investigated plant species. The analysis of the accumulation of sulfur by the plants (Table 2) showed that for plant cultivation on phosphogypsum using substrates based on clay or sand and sewage sedimentation, its accumulation did not exceed the Clarke levels for the plants and fluctuated within 0.23–0.36% range of absolutely dry substances. Depending on the cultivation conditions and plant species in the cereal grasses, the sulfur content ranged from 0.2 to 0.8% of completely dry mass (Tarabrin, Chernshyova 1973). Under the conditions of growing herbaceous plants on the substrates including sewage sediment the greatest sulfur accumulation was manifested at the minimum content of organic matter in the mixtures. Thus, at 5% of the sewage sedimentation amount in clay or sandy substrates the sulfur content depended on the plants type by 1.1–1.5 times exceeded sulfur amount in the plants grown at 20% of the sewage sludge content.

In addition, in the plants between variants differences in the sulfur content were more significant at their cultivation on clay substrates. With the use of sand, these differences were unlikely in most investigated plants species. There was a lower sulfur accumulation by the most species on sandy substrates than on clay substrates.

Fluoride compounds constitute one of the most toxic components of phosphogypsum. Therefore, in plants the accumulation of this ion is the greatest threat to their existence. The analysis of the results of fluorine accumulation by the plants (Table 2) showed that the amount of this anion in the plants grown on ground coverings mixtures consisting of sand and sewage sludge was 0.08–0.16 mg/g depending on the plants type and did not depend on the likelihood of the organic matter amount in the soil. In the plants grown on clay substrates this index fluctuated within 0.16–0.23 mg/g, which probably exceeded the corresponding parameter of plants grown on sandy substrates. This may be due to lower capillary uplift of solutions from phosphogypsum in sand than in clay.

CONCLUSIONS

The conducted studies allowed establishing a high resistance of *Bromus inermis* Leyss., *Dactylis glomerata* L., *Elytrigia pseudocaesia* (Pacz.) Procud., *Festuca arundinacea* L. and *Festuca altissima* L., to the growing conditions on phosphogypsum, while *Agropyrum pectini-forme* Schult. proved to be unsuitable for remediation of the dumps. It was also established that the cultivation of herbaceous plants on phosphorous gypsum is possible due to the use of all investigated variants of soil coverings. Given the growth rates of plants as well as their sulfur and fluoride accumulation, the sand coverings including from 10% to 20% of sewage sedimentation are the best for the restoration of disturbed lands.

REFERENCES

1. Andrusovich, K.V., Nazarenko, M.M., Lykholat, T.Yu., Grigoryuk, I.P. 2018. Effect of traditional agriculture technology on communities of soil invertebrates. *Ukrainian Journal of Ecology* 8(1), 33–40.
2. Arshi A. 2017. Reclamation of coalmine overburden dump through environmental friendly method. *Saudi Journal of Biological Sciences* 24(2), 371–378.
3. Banasoya F. 1989. Relation of plant species to the pH of the soil on mine heaps. *Ekologia (ČSSR)* 8(12), 117–122.
4. Bezenkova E.I., Kolesnikova N.M. 1989. Alternativnye puti ispolzovaniya traditsionnykh metodov v rekultivatsii tehnogennykh pochvennykh ekosistem. *Gansa Nechernozemn. zonyi SSSR*, 107–114.
5. Boykiv I.Yu. 1990. Introduktsiya lekarstvennykh rasteniy na poligone tvrdykh bytovykh othodov Yugo-Vostoka Ukrainyi. *Donets. un-t. Donetsk*. 5 p. (Dep. v UkrNIINTI. 16.08.90, №1326. – Uk 90).
6. Cherviakov Yu.M., Suprun L.O. 2013. Vykorystannya hipsovmishchuiuchykh vidkhodiv promyslovosti v yakosti syrovyny pry vyrobnytsvi budivelnnykh materialiv i vyrobiv. *Budivelni materialy, vyrobny ta sanitarna tekhnika* 48, 60–63.
7. Drijenko A.Yu. 1985. Vosstanovlenie zemel pri gornykh razrobotkah. *Nedra*. Moskva.
8. Epifanov L.S., Solodkika L.L., Razdorskikh L.M., Gluhova T.Yu. 1985. Pererabotka fosfogipsa na izvest i sernuyu kislotu – odno iz napravleniy sozdaniya ekologicheskii bezvrednogo proizvodstva EFK. *Probl. proizv. ekstraktsionnoy fosfornoj kisloty i ohrana prirody*. Moskva: NIUF, 128–129.
9. Halahan T. I. 2014. Hirnychotekhnichniy etap rekultivatsii porushenykh zemel ta yoho ekoloho-ekonomichna otsinka. *Gruntoznavstvo* 15 (1–2), 82–88.

10. Halahan T. I. 2016. Metodolohichni osnovy monitorynhu rekultyvovanykh zemel. Visnyk ONU imkni I.I. Mechnykova 21(47), 138–141.
11. Jacobson J., Heller L.Y. 1971. Selective Ion electrode analysis of fluoride in vegetation. In Proceedings of the Sec. Int. Clean Air Congress, New York; London, 459–462.
12. Kharlamova A.V. 2011. Stvorennia lisovykh ekosystem na terykonakh vuhilnykh shakht Donbasu ta deponuvannia nymy vuhletsiu. Ekolohichna bezpeka 2(12), 22–25.
13. Kharytonov M.M., Resio Espejo J.M. 2013. Prospects of the nikopol manganese basin rocks using for land reclamation. Gruntoznavstvo 14(1–2), 78–86.
14. Kobozev V.V., Kuzmich L.A., CHetverik A.P. 1985. O vozmozhnosti ispolzovaniya fosfogipsa dlya melioratsii zasolennykh pochv. Probl. proizvodstva ekstraktsionnoy fosfornoj kisloty i ohrana prirody. Moskva: NIUF, 126–127.
15. Kot N.A. 1990. Rekultivatsiya vyirabotannykh torfyanykh mestorojdeniy biologicheskimi aktivnyimi torfom. In: Tezisy dokladov Vsesoyuznoy Konferencii Kolloidno-Himicheskie Problemy Ekologii, Minsk, 190–191.
16. Kovda V.N., Vonobuev V.R., Dregne H.N. 1964. Melioratsiya zasolennykh pochv. Melioratsiya zasolennykh i solontsevatykh pochv. Moskva.
17. Malanchuk Z.R., Vasylichuk O.Yu., Okseniuk R.R. 2016. Suchasni napriamky vykorystannia ta pererobky tekhnohennykh rodovysch fosfohipsu. Visnyk NUVHP. Serii Tekhnichni nauky 2(74), 133–138.
18. Maltseva I.M., YUdavicheva O.A. 1985. Proizvodstvo ekstraktsionnoy fosfornoj kisloty i ohrana okrujayushey sredi. Probl. proizvodstva ekstraktsionnoy fosfornoj kisloty i ohrana prirody. Moskva, NIUF, 52–53.
19. Mihunova O.C., Mozheiko H.O. 1966. Rekomendatsii po otsintsi lisoprydatnosti zasolennykh gruntiv pivdennykh raioniv Ukrainy i ahrotekhnitsi stvorennia na nykh nasadzhennia. Urozhai. Kyiv.
20. Motorina L.V., Ovchinnikov V.A. 1975. Promyshlennost i rekultivatsiya zemel. Myisl, Moskva.
21. Nazarenko M., Lykholat Y., Grigoryuk I., Khromykh N. 2018. Optimal doses and concentrations of mutagens for winter wheat breeding purposes. Part I. Grain productivity. Journal of Central European Agriculture 19(1), 194–205.
22. Panas R., Malanchuk M. 2010. Tekhnolohiia formuvannia i rekultyvatsii vidvaliv rozkryvnykh porid na terytorii Peredkarpatskoho sironosnoho baseinu. Cuchasni dosiahnennia heodezychnoi nauky ta vyrobnytstva II(20), 176–18.
23. Pochinok H.N. 1976. Metody biokhimicheskogo analiza rastenyi. Naukova dumka. Kiev.
24. Prezorova T.A. 1990. Rekultivatsiya i optimizatsiya industrialnykh landshaftov (zoolotvalyi). In Tezisy Vsesoyuznoi konferencii Ekologicheskie problemy ohrany jivoi prirody, 69–70.
25. Kondratyuk E.N., Tarabrin V.P., Baklanov V.I., Burda R.I., Harhota A.I. 1980. Promyshlennaya botanika. Naukova dumka. Kiev.
26. Prysedskiy Yu.H. 2005. Paket prohram dlia provedennia statystychnoi obrobky rezultativ biologichnykh eksperymentiv. Navchalnyi posibnyk, DonNU. Donetsk.
27. Prysedskiy Yu.H. 1999. Statystychna obrobka rezultativ biologichnykh eksperymentiv. Kassyopeia. Donetsk.
28. Prysedskiy Yu.H. 2017. Vykorystannia derevnykh roslyn dlia biologichnoi rekultyvatsii vidvaliv fosfohipsu. Gruntoznavstvo 17(1–2), 72–78.
29. Prysedskiy Yu.H., Lykholat Yu. V. 2017. Adaptatsiia roslyn do antropohennykh chynnyki. Nila LTD. Vinnytsia.
30. Sheoran V., Sheoran A. S., Poonia P. 2010. Soil reclamation of abandoned mine land by revegetation: a review. International Journal of Soil, Sediment and Water. 3(2), 20. Available at: <http://scholarworks.umass.edu/intljssw/vol3/iss2/13>.
31. Sukhina O.M. 2005. Ekoloho-ekonomichni aspekty rekultyvatsii terykoniv. Naukovyi visnyk Natsionalnoho lisotekhnichnoho universytetu Ukrainy 15(6), 528–538.
32. Tarabrin V.P., Chernshyova L.V. 1973. Vmist orhanichnoi ta mineralnoi sirky v derevnykh roslynakh. Introduktsiia ta eksperyment. ekolohiia Roslyn. 2, 104–105.
33. Travleev A.P. 1990. Pryntsypy optymizatsii tekhnohennykh landshaftov. V Chteniya pamiaty akad. V.N.Sukacheva, 81–86.
34. Uzbek I. Kh. 2015. Deiaki vlastyivosti tekhnohennykh ekosystem stepovoho Prydniprov'ia. Gruntoznavstvo 16(3–4), 61–67.
35. Vangronsveld J., Colpaert J.V., Van Tichelen K.K. 1996. Reclamation of a bare industrial area contaminated by non-ferrous metals: Physico-chemical and biological evaluation of the durability of soil treatment and revegetation. Environmental Pollution 94(2), 131–140.
36. Vigna L.A. 1989. Une nouvelle methode pour la regeneration des sites degradés. Mines et carriers 71, 161–164.
37. Vrana J., Urban J., Novatny P. 1989. Problemy biologicko rekultivatsii odkaliste Zlatogorakeho Zavodu Rudne doly jesenik. Rudy 37(11), 323–329.
38. Zverkovskiy V.M., Zubkova O.S. 2016. Zminy ahrokhimichnykh vlastyvosti shakhtnykh porid ta shtuchnykh gruntiv pid vplyvom dovhotryvaloi rekultyvatsii. Gruntoznavstvo 17(1–2), 84–89.
39. Zverkovskiy V.M., Zubkova O.S. 2015. Zminy fizychnykh i khimichnykh vlastyvosti shakhtnykh porid ta shtuchnykh gruntiv pid vplyvom dovhotryvaloi rekultyvatsii. Gruntoznavstvo 16(3–4), 69–76.